

MaXcess 4

The XLIF[®] Access System

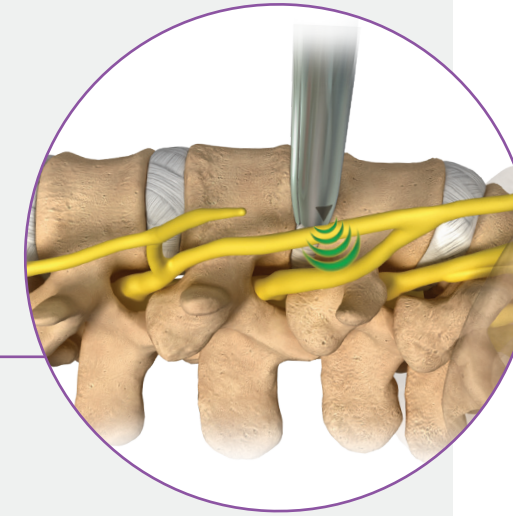


Articulating arm attachment

- Wide footprint for increased stability
- Quick align latch

NVM5[®] integrated neuromonitoring

- Clinically validated
- Real-time discrete thresholds
- Directionality
- Relative proximity



Improved ergonomics

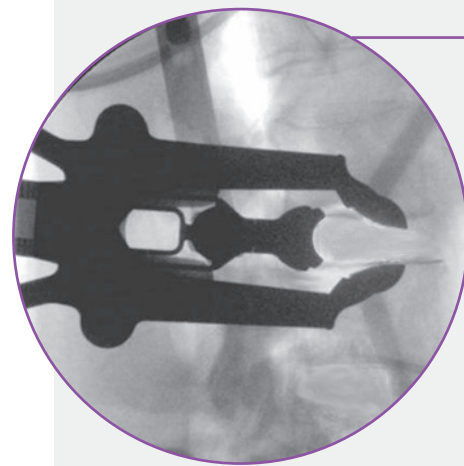
- Locking silicone handles
- Teardrop thumb wheels
- Easy unlock wings

Continuous blade splay

- Independent, bi-directional control
- Up to 20° of splay

Designed for optimal strength and fluoro visibility

- Strength and stability for a precise exposure
- Visualization of the posterior border of the vertebral body



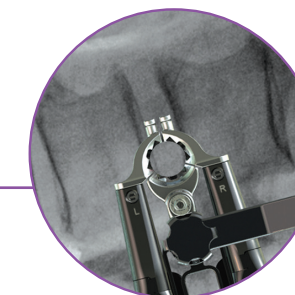
Anterior retractors

- Clearly defines the anterior border
- Anterior crossbar of the disc provides stability

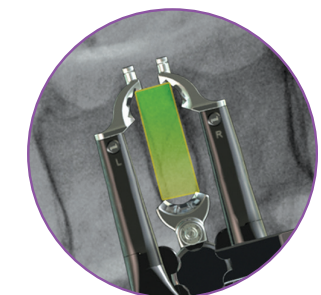
Customizable access

- 12mm initial inner retractor diameter
- Docks posterior and retracts away from the lumbar plexus
- Optimal exposure
- Conforms to anatomical needs

MaXcess[®] 4



Closed



Open

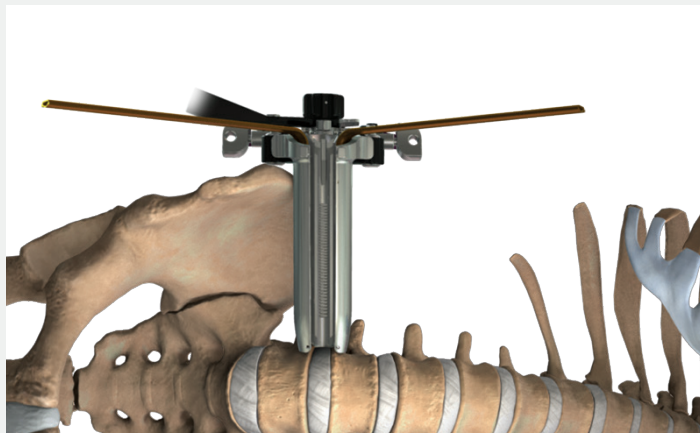
Strength.

Precision.


Fluoro Visibility.

Integrated Neuromonitoring.

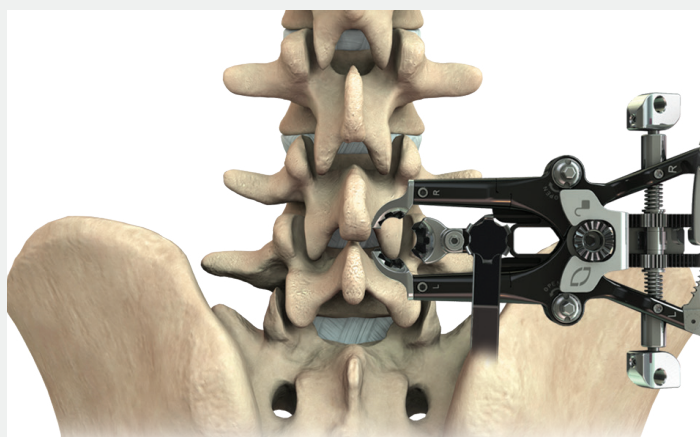
MaXcess 4 Applications



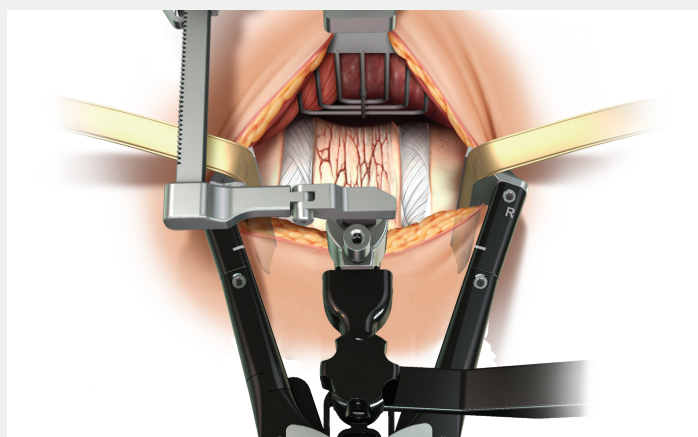
Lumbar XLIF




Thoracic XLIF



Posterior
Decompression




XLIF Corpectomy

 **NuVasive, Inc.**
7475 Lusk Blvd., San Diego, CA 92121 USA
+1 800.475.9131

 2797

©2019. NuVasive, Inc. All right reserved. 9511654 A

nuvasive.com

 **NuVasive Netherlands B.V.**
Jachthavenweg 109A, 1081 KM Amsterdam, The Netherlands
+31 20 72 33 000

